

Australian vocational education and training statistics

Government-funded students and courses - January to June 2024

National Centre for Vocational Education Research



Highlights

In the six months ending 30 June 2024, 929 810 students were enrolled in government-funded vocational education and training (VET) in Australia. They included:

- 900 810 students enrolled in nationally recognised training
- 44 870 students enrolled in non-nationally recognised training.

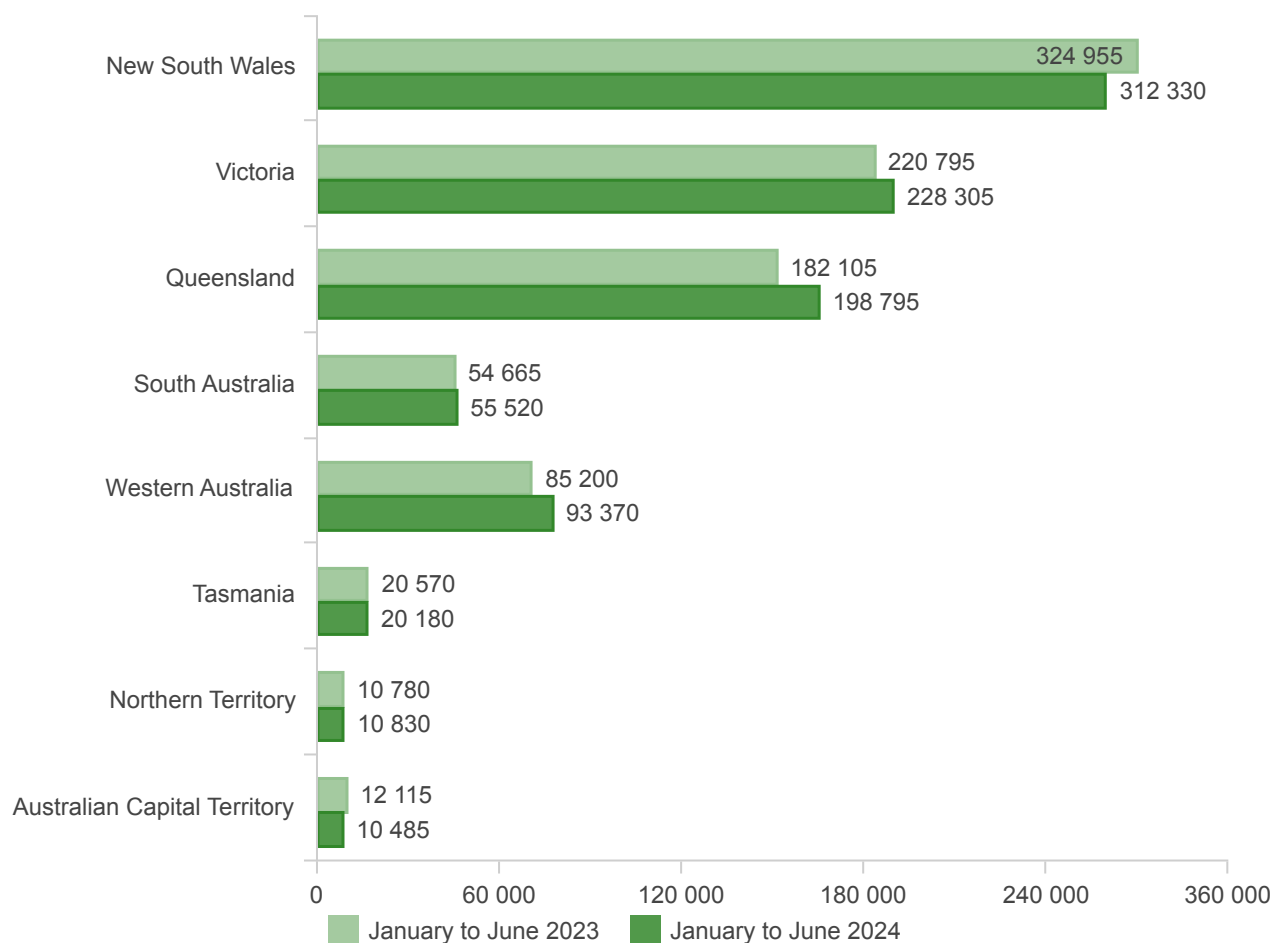
There were 1 035 605 government-funded program enrolments in Australia comprised of:

- 93.8% in nationally recognised programs
 - 89.2% were in qualifications: 81.1% in training package qualifications and 8.1% in accredited qualifications
 - 4.6% were in training package skill sets and accredited courses
- 3.7% in locally developed programs
- 2.5% in non-nationally recognised programs.

In the six months ending 30 June 2024, there were 923 250 government-funded nationally recognised qualification enrolments in Australia. The most popular level of education was Certificate III (463 680 or 50.2%), followed by Certificate IV (186 245 or 20.2%).

Students

In the six months ending 30 June 2024, 929 810 students were enrolled in government-funded VET in Australia, an increase of 2.0% from the same period in 2023.



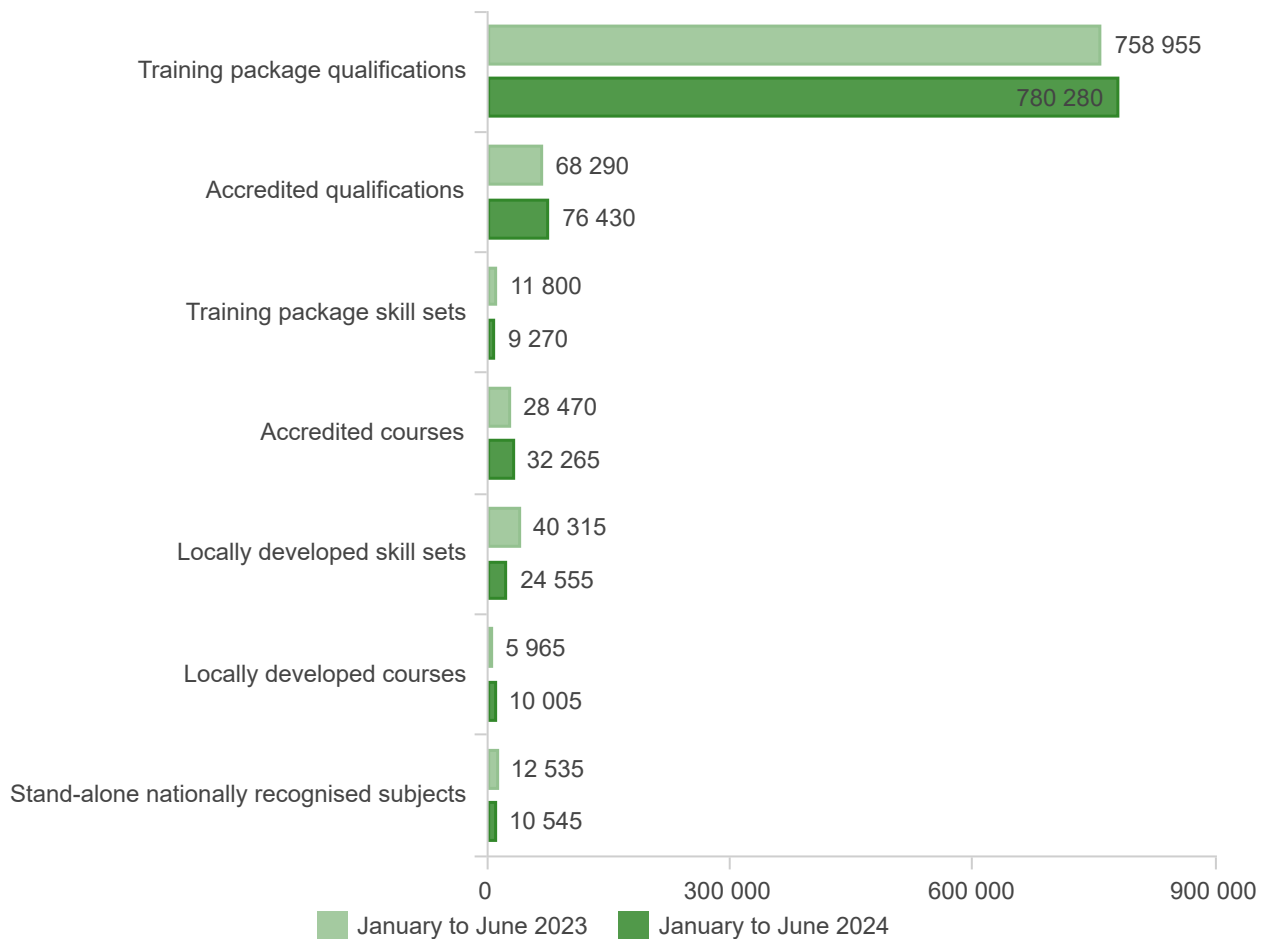
Note: This chart shows the overall picture of Australia and does not update based on state/territory selection.

In the six months ending 30 June 2024, 900 810 government-funded students were enrolled in nationally recognised VET, consisting of:

- training package qualifications (780 280 students or 86.6%)
- accredited qualifications (76 430 students or 8.5%)
- training package skill sets (9 270 students or 1.0%)
- accredited courses (32 265 students or 3.6%)
- locally developed skill sets and courses comprised of at least one nationally recognised subject (34 305 students or 3.8%)
- stand-alone nationally recognised subjects (10 545 students or 1.2%).

Note that students are enrolled in one or more programs, others in stand-alone subjects, and some in a combination of both.

Figure 2 Government-funded students enrolled in nationally recognised VET by type of training, January to June 2023 and 2024, Australia



Note: The sum of students will not add to the January-June 2024 total (900 810) for Australia as a student may have enrolled in multiple programs and/or subjects in the reporting period.

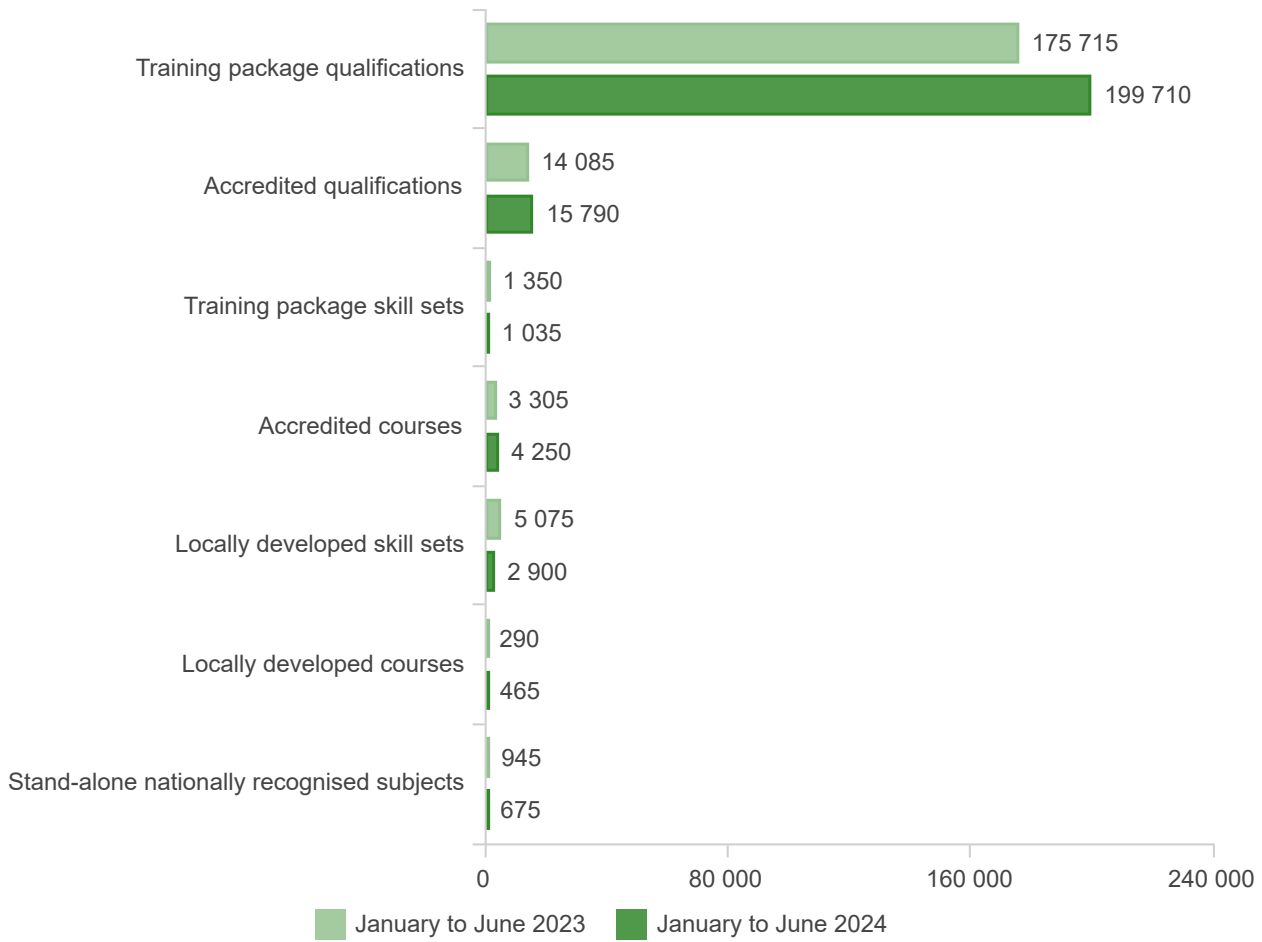
In the six months ending 30 June 2024, 44 870 government-funded students were enrolled in non-nationally recognised VET, consisting of:

- non-nationally recognised programs (25 175 students)
- higher education qualifications (0 students)
- stand-alone non-nationally recognised subjects (19 860 students).

Full-year training equivalents (FYTEs)

In the six months ending 30 June 2024, there were 224 830 FYTEs in government-funded nationally recognised VET in Australia. The majority of these were within Training package qualifications (199 710 or 88.8%), followed by Accredited qualifications (15 790 or 7.0%).

Figure 3 Government-funded FYTEs by nationally recognised type of training, January to June 2023 and 2024, Australia



In the six months ending 30 June 2024, there were 5 330 FYTEs in government-funded non-nationally recognised VET in Australia, consisting of:

- 4 300 FYTEs in non-nationally recognised programs including higher education qualifications
- 1 030 FYTEs in non-nationally recognised stand-alone subjects.

Provider reporting type

In the six months ending 30 June 2024, 1 377 providers were delivering government-funded VET in Australia, an increase of 2.9% from the same period in 2023.

Table 1 Provider reporting type, January to June 2020 to 2024, Australia

Provider reporting type	Jan-Jun 2020	Jan-Jun 2021	Jan-Jun 2022	Jan-Jun 2023	Jan-Jun 2024
TAFE institutes	24	24	24	24	24
Other government providers	10	10	10	10	10
Community education providers	283	287	131	261	269
Private training providers	932	934	910	887	923
Other training providers	229	214	205	204	200
Total	1 427	1 418	1 229	1 338	1 377

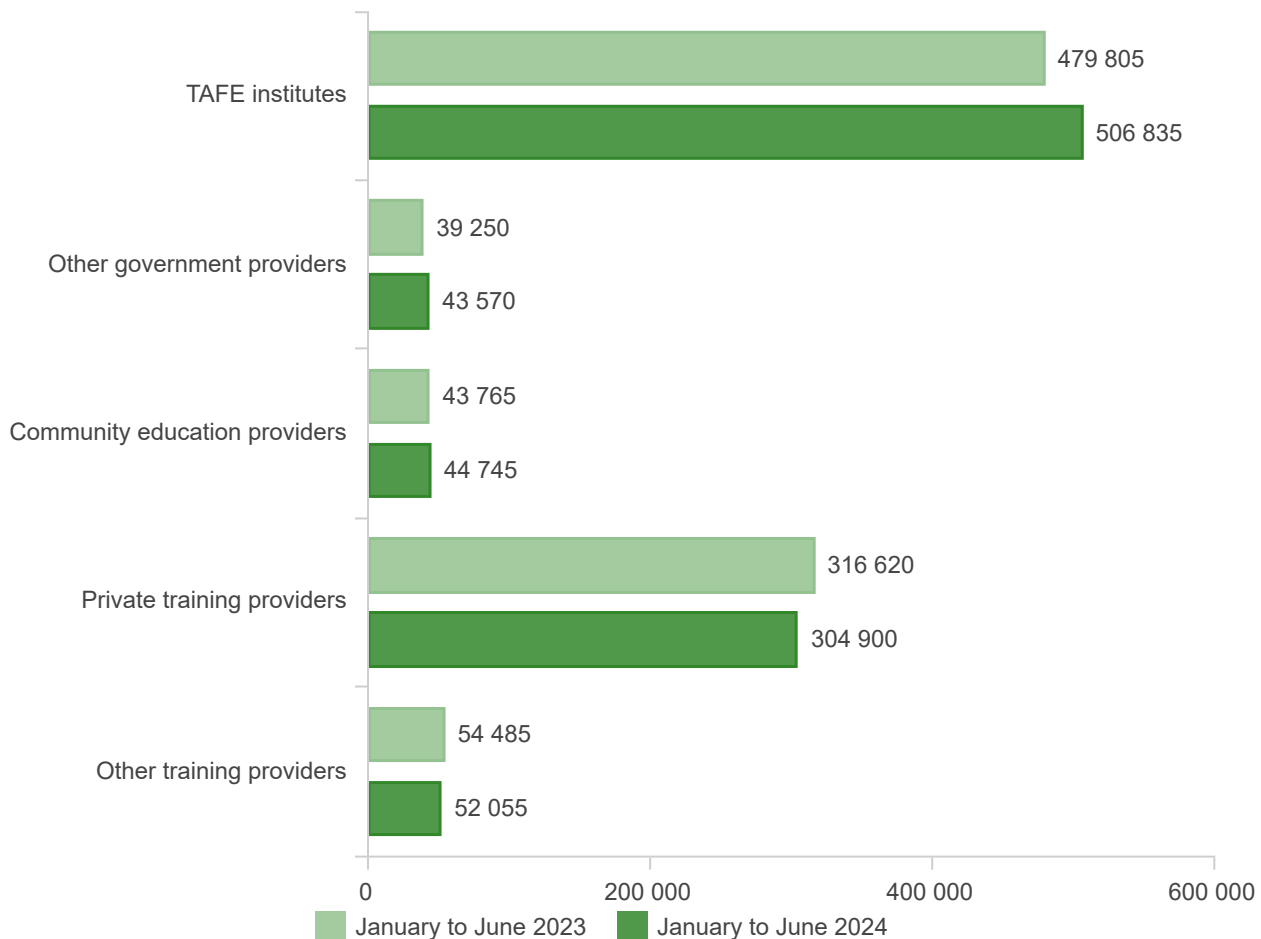
Note: The total is a distinct count of training providers that submitted data through the state training authorities. Some training providers deliver VET in more than one state or territory and may be classified against multiple provider reporting type classifications, but only counted once in the total.

Students by provider reporting type

Of the 929 810 students enrolled in government-funded VET in Australia:

- 506 835 or 54.5% were enrolled at TAFE institutes (up 5.6% from January to June 2023)
- 43 570 or 4.7% at other government providers (up 11.0%)
- 44 745 or 4.8% at community education providers (up 2.2%)
- 304 900 or 32.8% at private training providers (down 3.7%)
- 52 055 or 5.6% at other training providers (down 4.5%).

Figure 4 Government-funded students by provider reporting type, January to June 2023 and 2024, Australia



Note: The sum of students will not add to the January to June 2024 total (929 810) for Australia as a student may have enrolled in multiple provider types in the reporting period.
Other training providers include TAFE institutes undertaking training outside of their head office state or territory.

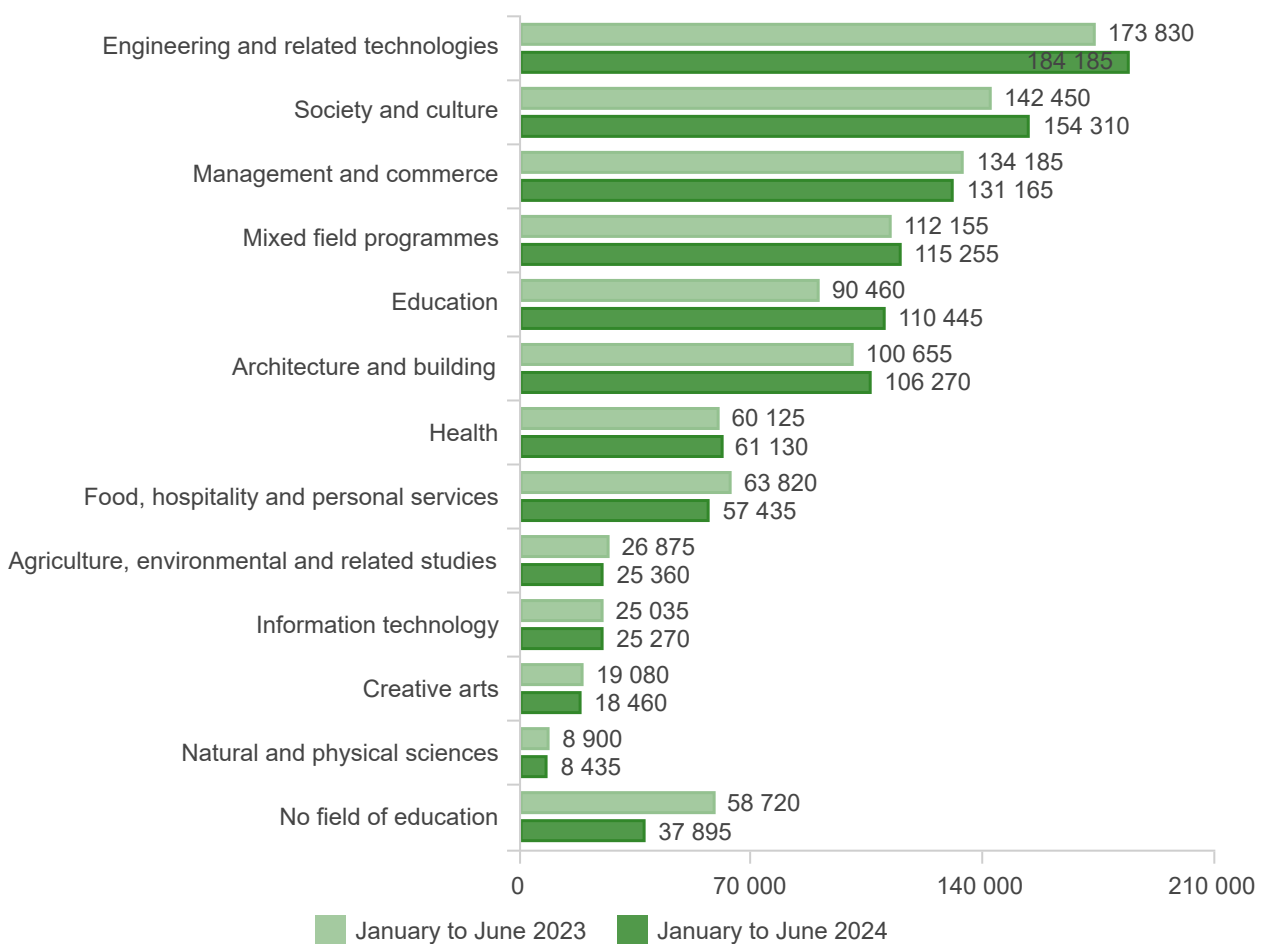
Program enrolments

In the six months ending 30 June 2024, there were 1 035 605 government-funded program enrolments in Australia, an increase of 1.9% from the same period in 2023. Of these:

- 89.2% were in qualifications, including training package qualifications (81.1%) and accredited qualifications (8.1%)
- 4.6% were in training package skill sets and accredited courses
- 3.7% were in locally developed programs comprised of at least one nationally recognised subject
- 2.5% were in non-nationally recognised programs.

In the six months ending 30 June 2024, the most popular field of education was Engineering and related technologies (184 185 or 17.8%), followed by Society and culture (154 310 or 14.9%).

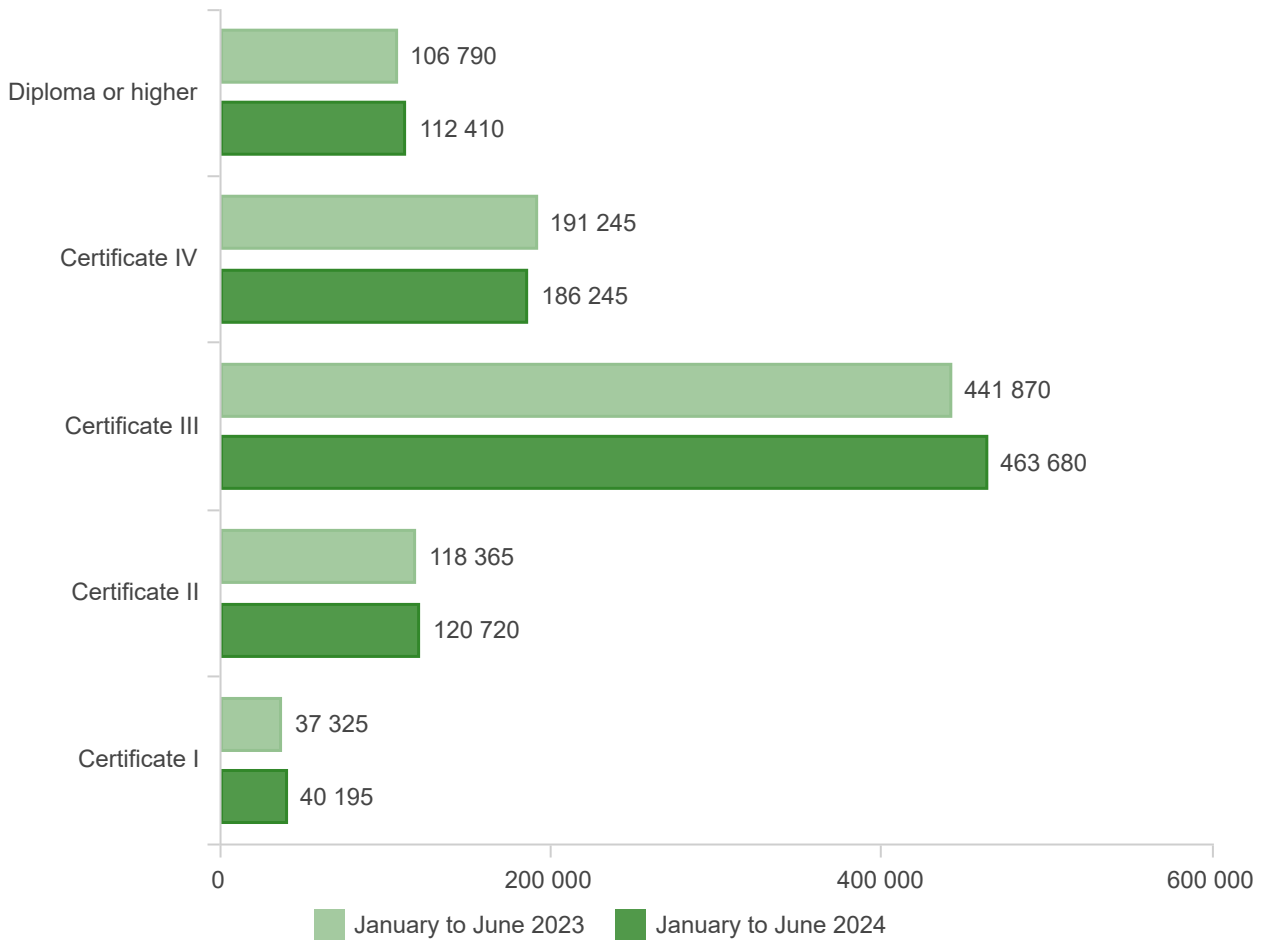
Figure 5 Government-funded program enrolments by field of education, January to June 2023 and 2024, Australia



Note: Training package skill sets and locally developed skill sets are reported without a field of education.

In the six months ending 30 June 2024, there were 923 250 government-funded nationally recognised qualification enrolments in Australia (up 3.1% from the same period in 2023). The most popular level of education was Certificate III (463 680 or 50.2%), followed by Certificate IV (186 245 or 20.2%).

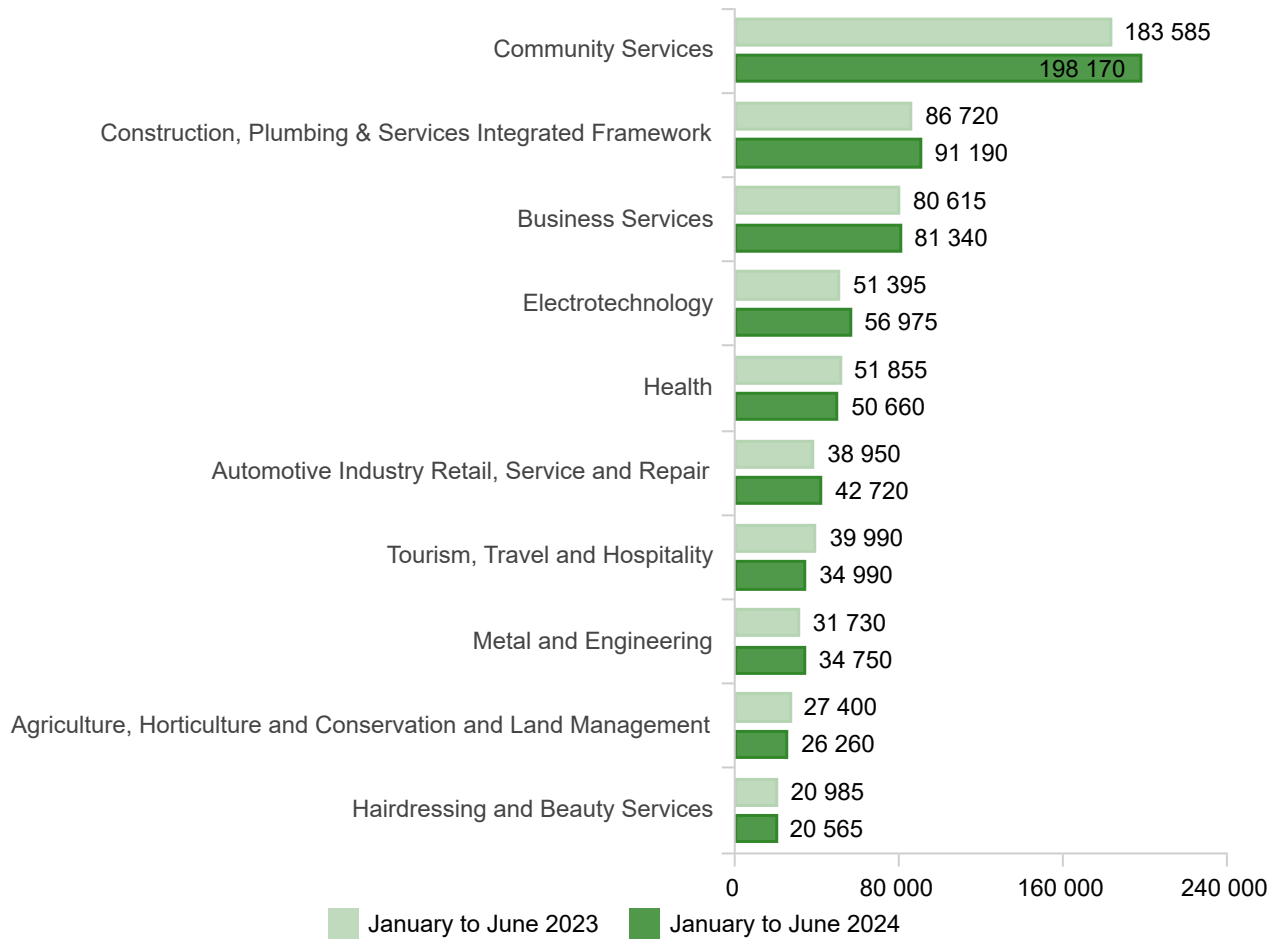
Figure 6 Government-funded nationally recognised qualification enrolments by level of education, January to June 2023 and 2024, Australia



Note: Data in the figure above are based on training package qualifications and accredited qualifications only. Other programs such as training package skill sets and accredited courses are excluded.

In the six months ending 30 June 2024, Community Services had the highest number of training package enrolments (198 170 or 23.5%), followed by Construction, Plumbing & Services Integrated Framework (91 190 or 10.8%).

Figure 7 Top ten training packages by number of government-funded program enrolments, January to June 2023 and 2024, Australia



Note: For a full list of training packages and non-training packages information, refer to the [DataBuilder](#).

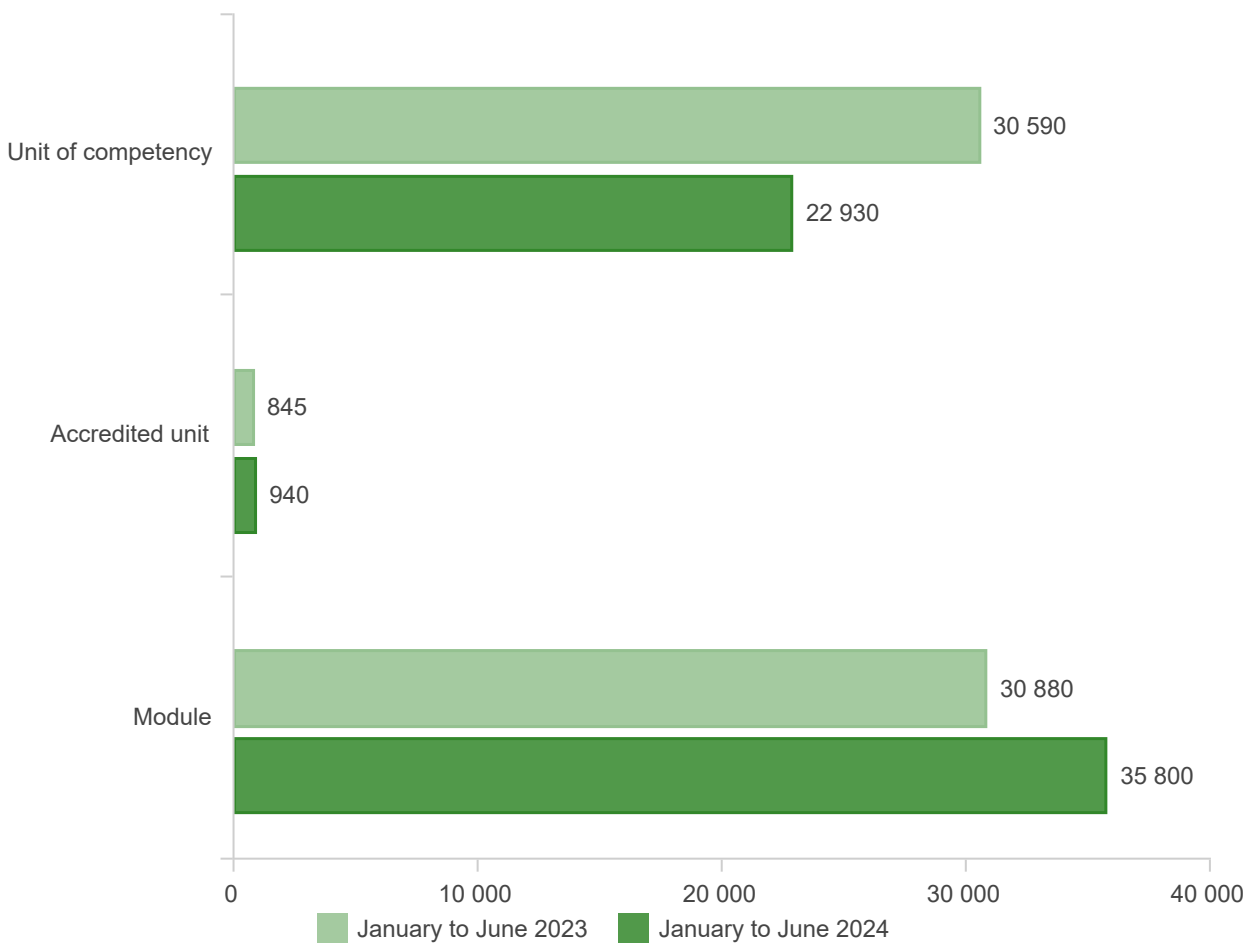
Subject Enrolments

In the six months ending 30 June 2024, there were 6 711 735 enrolments in government-funded VET subjects in Australia.

Of these, 59 670 (0.9%) were in stand-alone subjects, consisting of:

- 23 405 stand-alone nationally recognised subjects, which are comprised of units of competency and accredited units
- 36 260 stand-alone non-nationally recognised subjects, which are comprised of units of competency and modules.

Figure 8 Government-funded stand-alone subject enrolments by subject type, January to June 2023 and 2024, Australia



Note: Data for modules are based on stand-alone non-nationally recognised subject enrolments. Data for units of competency are based on stand-alone non-nationally recognised subject and stand-alone nationally recognised enrolments.

Figure 9 Top five units of competency by number of government-funded stand-alone subject enrolments, January to June 2023 and 2024, Australia



Note: Data in the figure above are based on stand-alone nationally recognised subjects and stand-alone non-nationally recognised subject enrolments in units of competency only. In instances where multiple units of competency have an equal number of enrolments, the 5th rank for VIC, QLD, SA and TAS was randomly selected among the tied units. For a full list of units of competency, refer to the [DataBuilder](#).

© Commonwealth of Australia, 2024



For details and exceptions visit the [NCVER Portal](#).

This document should be attributed as NCVET 2024, *Government-funded students and courses - January to June 2024*, NCVET, Adelaide.

This work has been produced by NCVET on behalf of the Australian Government, and state and territory governments, with funding provided through the Australian Government Department of Employment and Workplace Relations.

The views and opinions expressed in this document are those of NCVET and do not necessarily reflect the views of the Australian Government or state and territory governments.

ISSN 2205-4391
TD/TNC 157.04

Published by NCVET, ABN 87 007 967 311