

Australian vocational education and training statistics

# Government-funded students and courses - January to March 2023

National Centre for Vocational Education Research



## Highlights

In the three months ending 31 March 2023, 753 875 students were enrolled in government-funded vocational education and training (VET) in Australia. They included:

- 739 680 students enrolled in nationally recognised training
- 25 205 students enrolled in non-nationally recognised training.

There were 821 765 government-funded program enrolments in Australia comprised of:

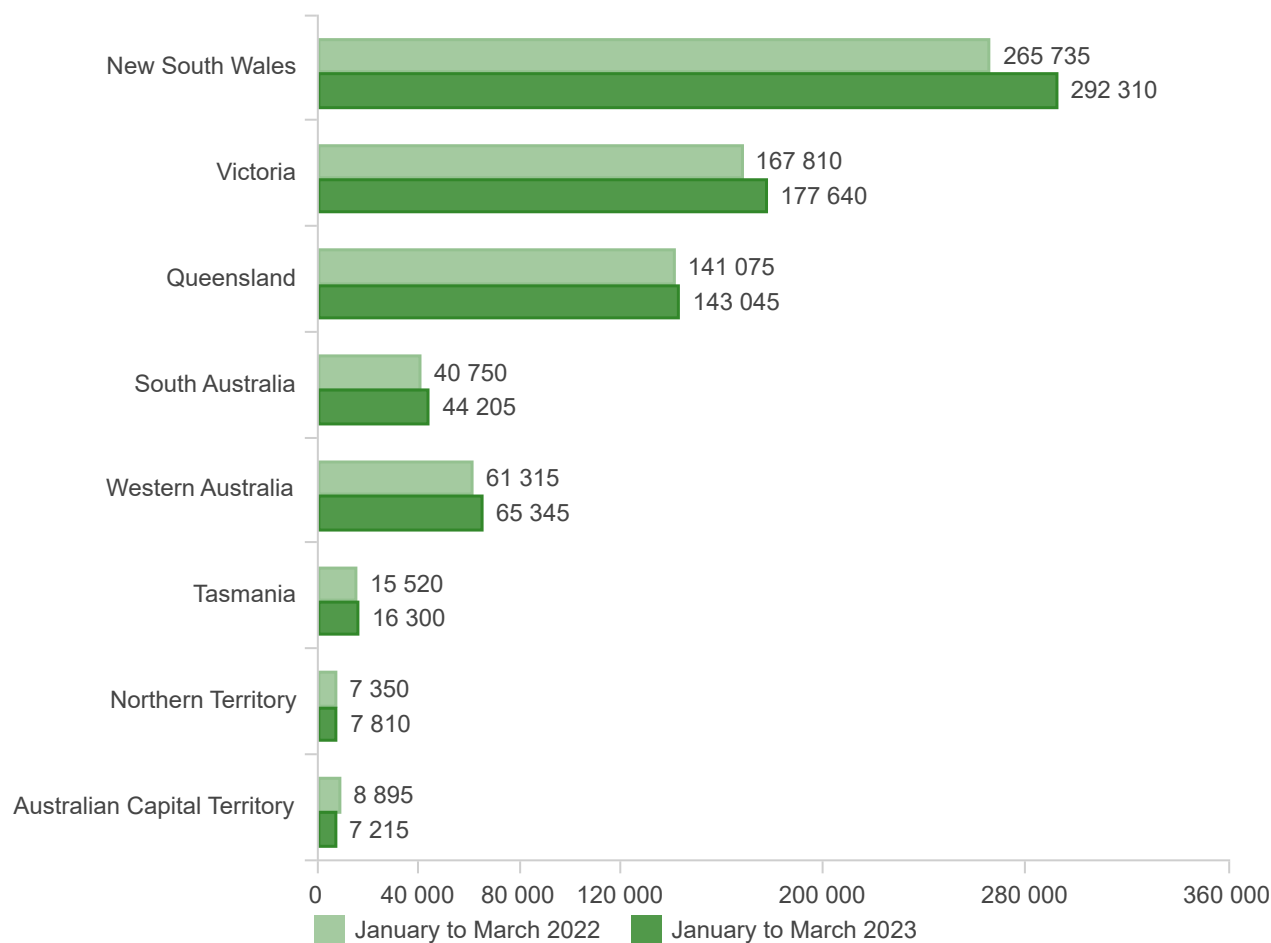
- 94.6% in nationally recognised programs
  - 90.5% were in qualifications: 82.5% in training package qualifications and 8.0% in accredited qualifications
  - 4.0% were in training package skill sets and accredited courses
- 3.5% in locally developed programs
- 1.9% in non-nationally recognised programs.

In the three months ending 31 March 2023, there were 744 010 government-funded nationally recognised qualification enrolments in Australia. The most popular level of education was Certificate III (373 585 or 50.2%), followed by Certificate IV (159 515 or 21.4%).

## Students

In the three months ending 31 March 2023, 753 875 students were enrolled in government-funded VET in Australia, an increase of 6.4% from the same period in 2022.

Figure 1 Government-funded students by state/territory, January to March 2022 and 2023, Australia



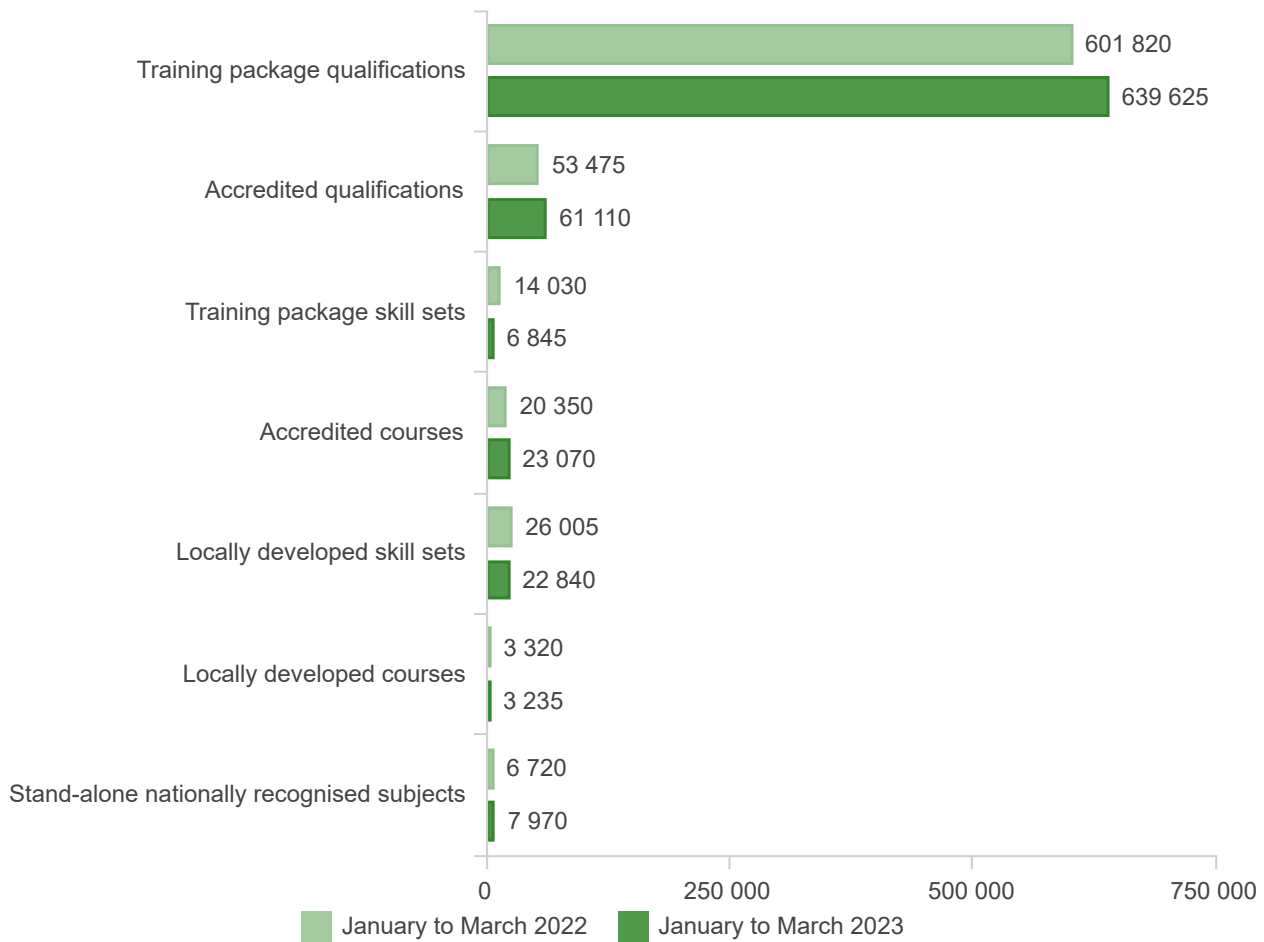
Note: This chart shows the overall picture of Australia and does not update based on state/territory selection.

In the three months ending 31 March 2023, 739 680 government-funded students were enrolled in nationally recognised VET, consisting of:

- training package qualifications (639 625 students or 86.5%)
- accredited qualifications (61 110 students or 8.3%)
- training package skill sets (6 845 students or 0.9%)
- accredited courses (23 070 students or 3.1%)
- locally developed skill sets and courses comprised of at least one nationally recognised subject (26 050 students or 3.5%)
- stand-alone nationally recognised subjects (7 970 students or 1.1%).

Note that students are enrolled in one or more programs, others in stand-alone subjects, and some in a combination of both.

**Figure 2 Government-funded students enrolled in nationally recognised VET by type of training, January to March 2022 and 2023, Australia**



Note: The sum of students will not add to the January-March 2023 total (739 680) for Australia as a student may have enrolled in multiple programs and/or subjects in the reporting period.

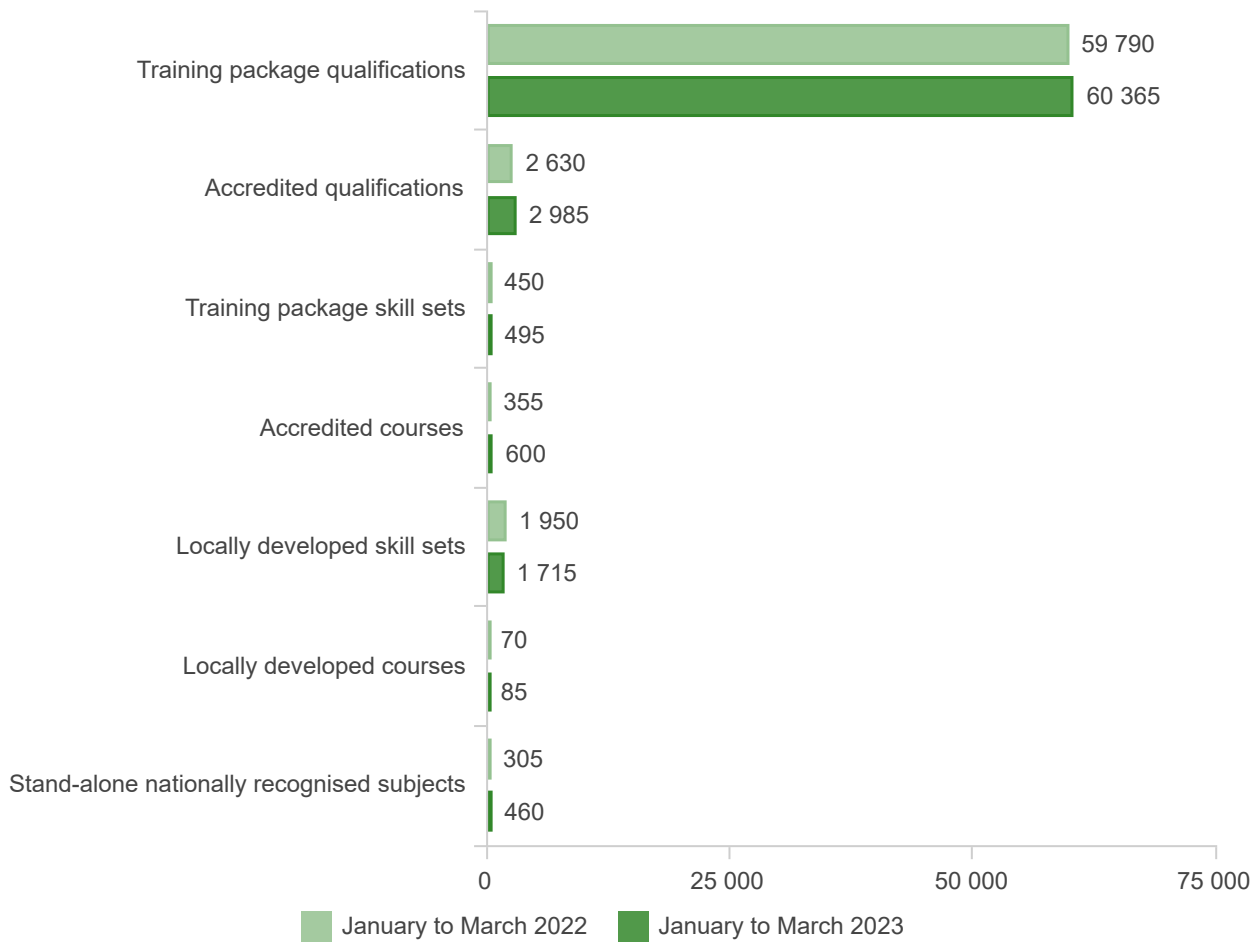
In the three months ending 31 March 2023, 25 205 government-funded students were enrolled in non-nationally recognised VET, consisting of:

- non-nationally recognised programs (14 945 students)
- higher education qualifications (0 students)
- stand-alone non-nationally recognised subjects (10 305 students).

### Full-year training equivalents (FYTEs)

In the three months ending 31 March 2023, there were 66 700 FYTEs in government-funded nationally recognised VET in Australia. The majority of these were within Training package qualifications (60 365 or 90.5%), followed by Accredited qualifications (2 985 or 4.5%).

**Figure 3 Government-funded FYTEs by nationally recognised type of training, January to March 2022 and 2023, Australia**



There were 690 FYTEs in government-funded non-nationally recognised VET in Australia. Consisting of:

- 495 FYTEs in non-nationally recognised programs including higher education qualifications
- 195 FYTEs in non-nationally recognised stand-alone subjects.

## Provider reporting type

In the three months ending 31 March 2023, 1 275 providers were delivering government-funded VET in Australia, an increase of 9.3% from the same period in 2022.

**Table 1 Provider reporting type, January to March 2019 to 2023, Australia**

| Provider reporting type       | Jan-Mar 2019 | Jan-Mar 2020 | Jan-Mar 2021 | Jan-Mar 2022 | Jan-Mar 2023 |
|-------------------------------|--------------|--------------|--------------|--------------|--------------|
| TAFE institutes               | 25           | 24           | 24           | 24           | 24           |
| Other government providers    | 10           | 10           | 10           | 9            | 10           |
| Community education providers | 260          | 248          | 234          | 114          | 222          |
| Private training providers    | 958          | 918          | 898          | 866          | 860          |
| Other training providers      | 230          | 231          | 212          | 203          | 206          |
| <b>Total</b>                  | <b>1 434</b> | <b>1 380</b> | <b>1 329</b> | <b>1 166</b> | <b>1 275</b> |

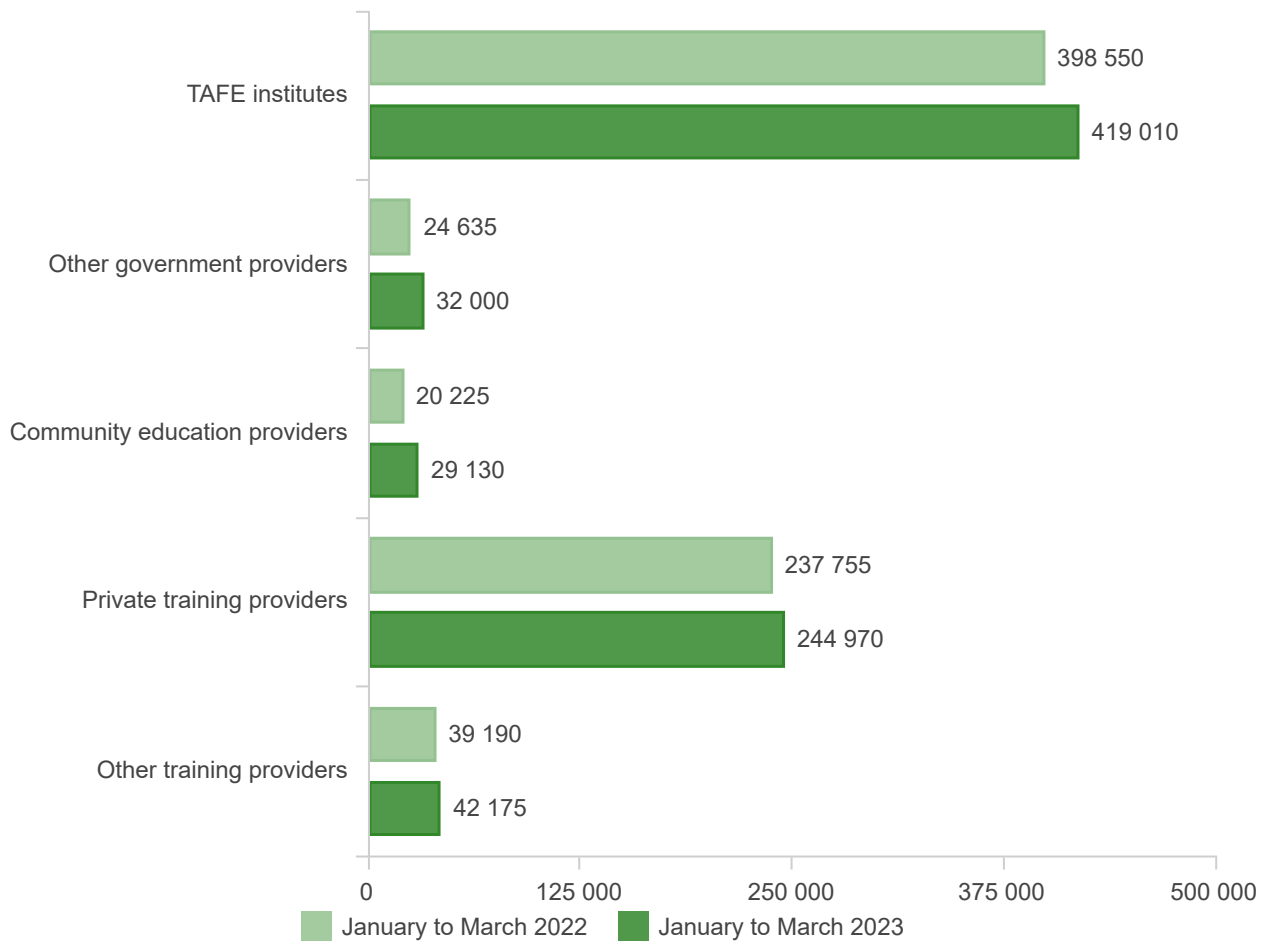
Note: The total is a distinct count of training providers that submitted data through the state training authorities. Some training providers deliver VET in more than one state or territory and may be classified against multiple provider reporting type classifications, but only counted once in the total.

## Students by provider reporting type

Of the 753 875 students enrolled in government-funded VET in Australia:

- 419 010 or 55.6% were enrolled at TAFE institutes (up 5.1% from January-March 2022)
- 32 000 or 4.2% at other government providers (up 29.9%)
- 29 130 or 3.9% at community education providers (up 44.0%)
- 244 970 or 32.5% at private training providers (up 3.0%)
- 42 175 or 5.6% at other training providers (up 7.6%).

Figure 4 Government-funded students by provider reporting type, January to March 2022 and 2023, Australia



Note: The sum of students will not add to the January to March 2023 total (753 875) for Australia as a student may have enrolled in multiple provider types in the reporting period.

Other training providers include TAFE institutes undertaking training outside of their head office state or territory.

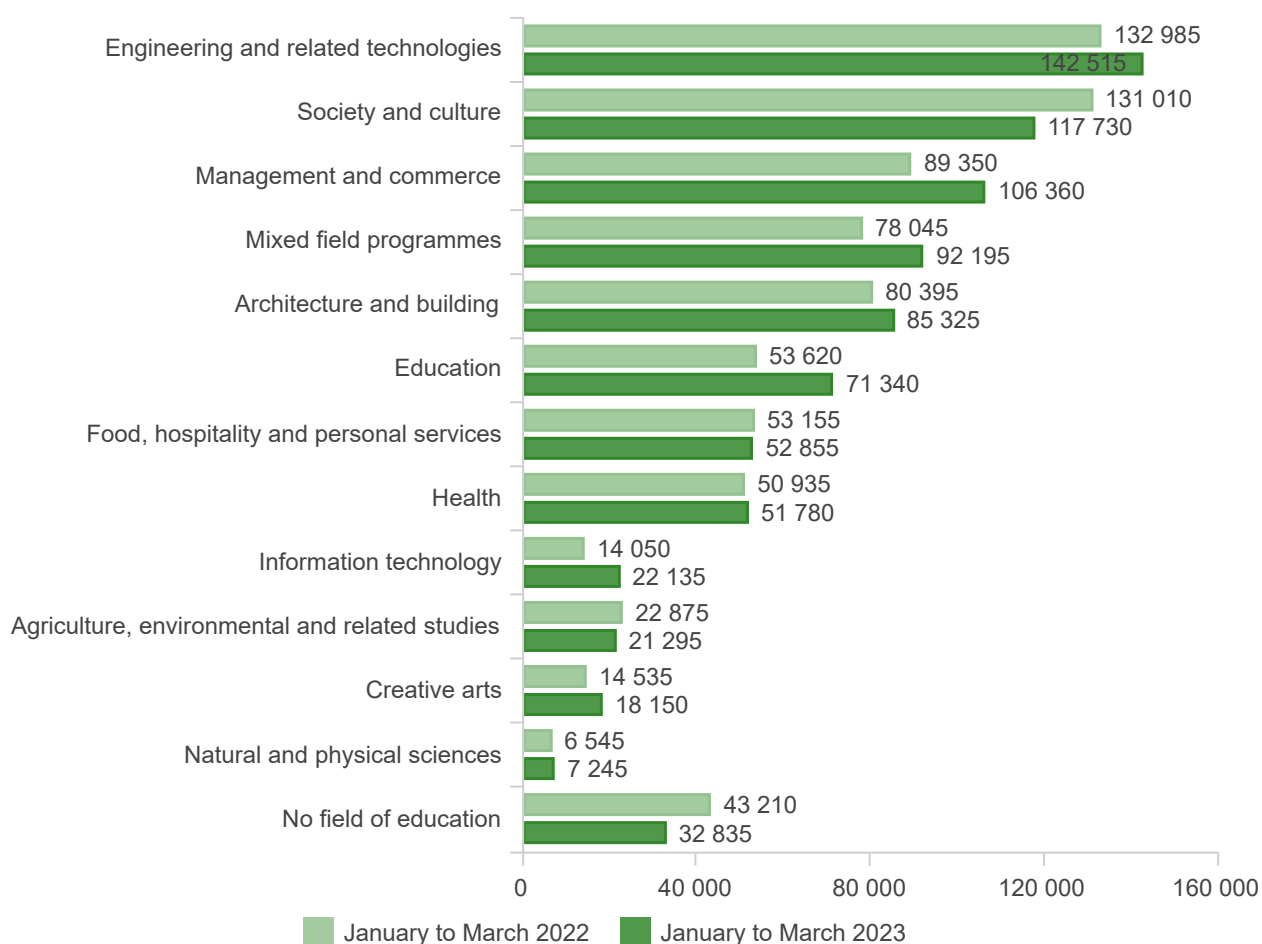
## Program enrolments

In the three months ending 31 March 2023, there were 821 765 government-funded program enrolments in Australia, an increase of 6.6% from the same period in 2022. Of these:

- 90.5% were in qualifications, including training package qualifications (82.5%) and accredited qualifications (8.0%)
- 4.0% were in training package skill sets and accredited courses
- 3.5% were in locally developed programs comprised of at least one nationally recognised subject
- 1.9% were in non-nationally recognised programs.

In the three months ending 31 March 2023, the most popular field of education was Engineering and related technologies (142 515 or 17.3%), followed by Society and culture (117 730 or 14.3%).

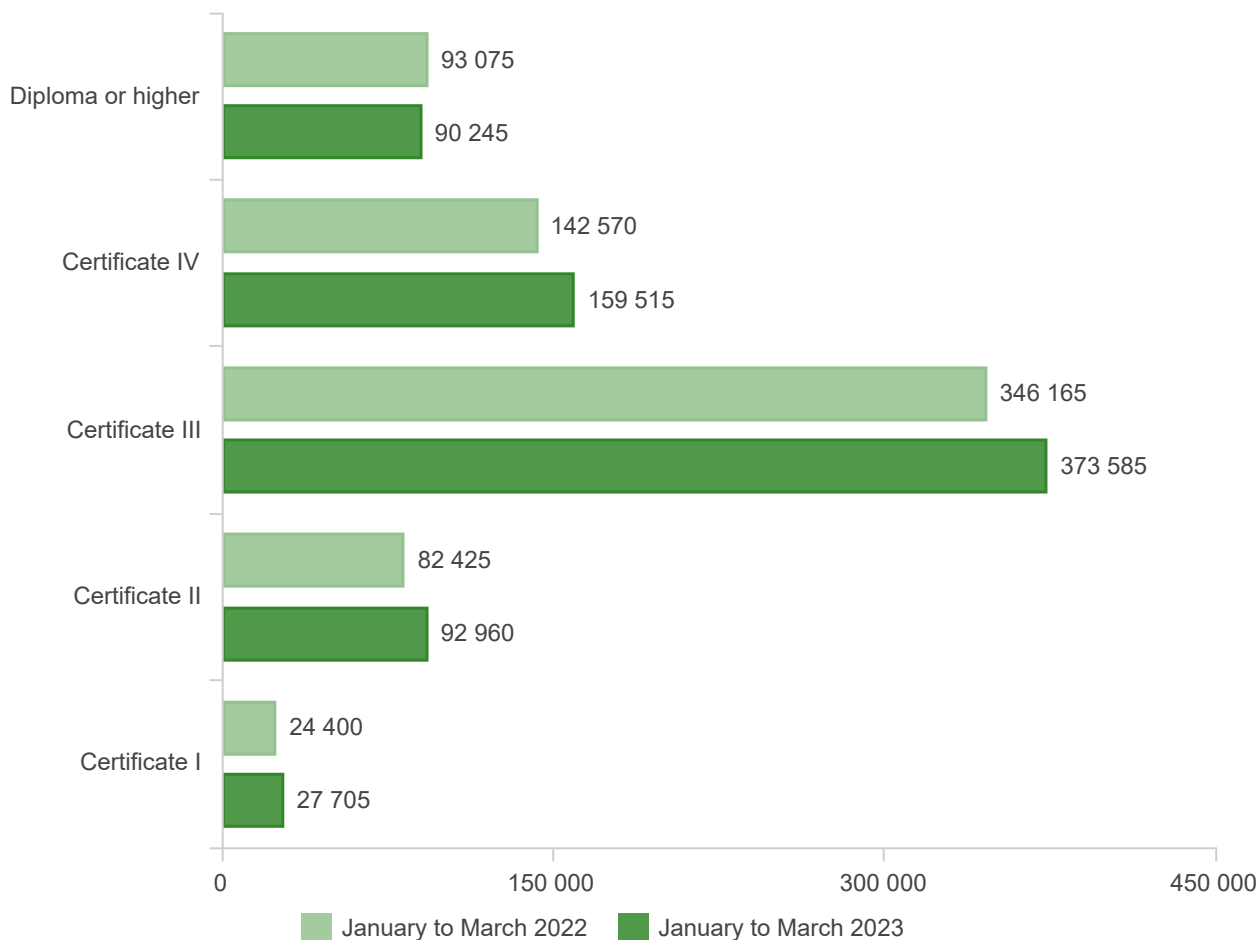
**Figure 5 Government-funded program enrolments by field of education, January to March 2022 and 2023, Australia**



Note: Training package skill sets and locally developed skill sets are reported without a field of education.

In the three months ending 31 March 2023, there were 744 010 government-funded nationally recognised qualification enrolments in Australia (up 8.0% from the same period in 2022). The most popular level of education was Certificate III (373 585 or 50.2%), followed by Certificate IV (159 515 or 21.4%).

**Figure 6 Government-funded nationally recognised qualification enrolments by level of education, January to March 2022 and 2023, Australia**

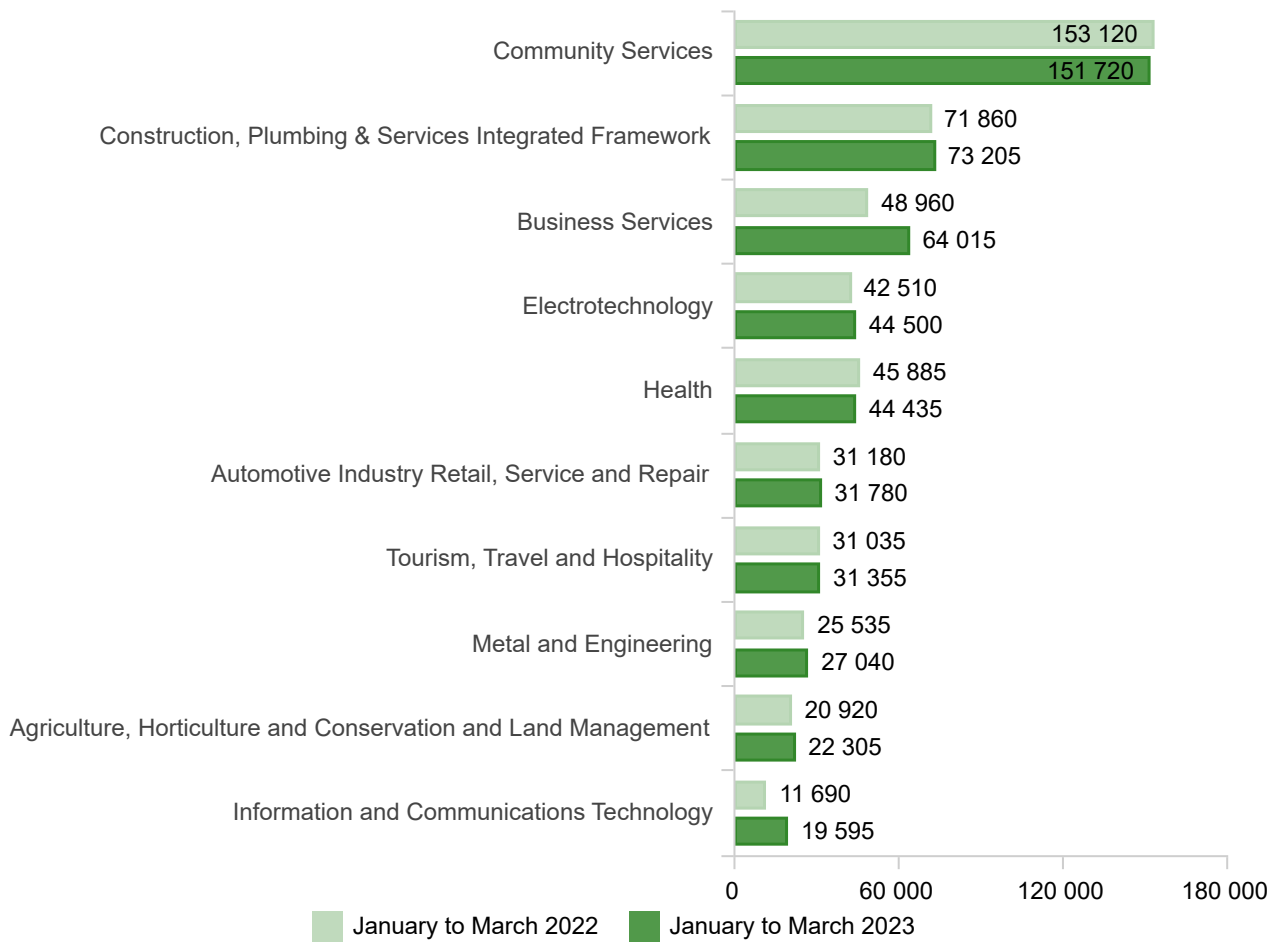


Note: Data in the figure above are based on training package qualifications and accredited qualifications only. Other programs such as training package skill sets and accredited courses are excluded.

In the three months ending 31 March 2023, the most training package enrolments were in Community Services (151 720 or 22.4%), followed by Construction, Plumbing & Services Integrated Framework (73 205 or 10.8%).



**Figure 7 Top ten training packages by number of government-funded program enrolments, January to March 2022 and 2023, Australia**



Note: For a full list of training packages and non-training packages information, refer to the DataBuilder.

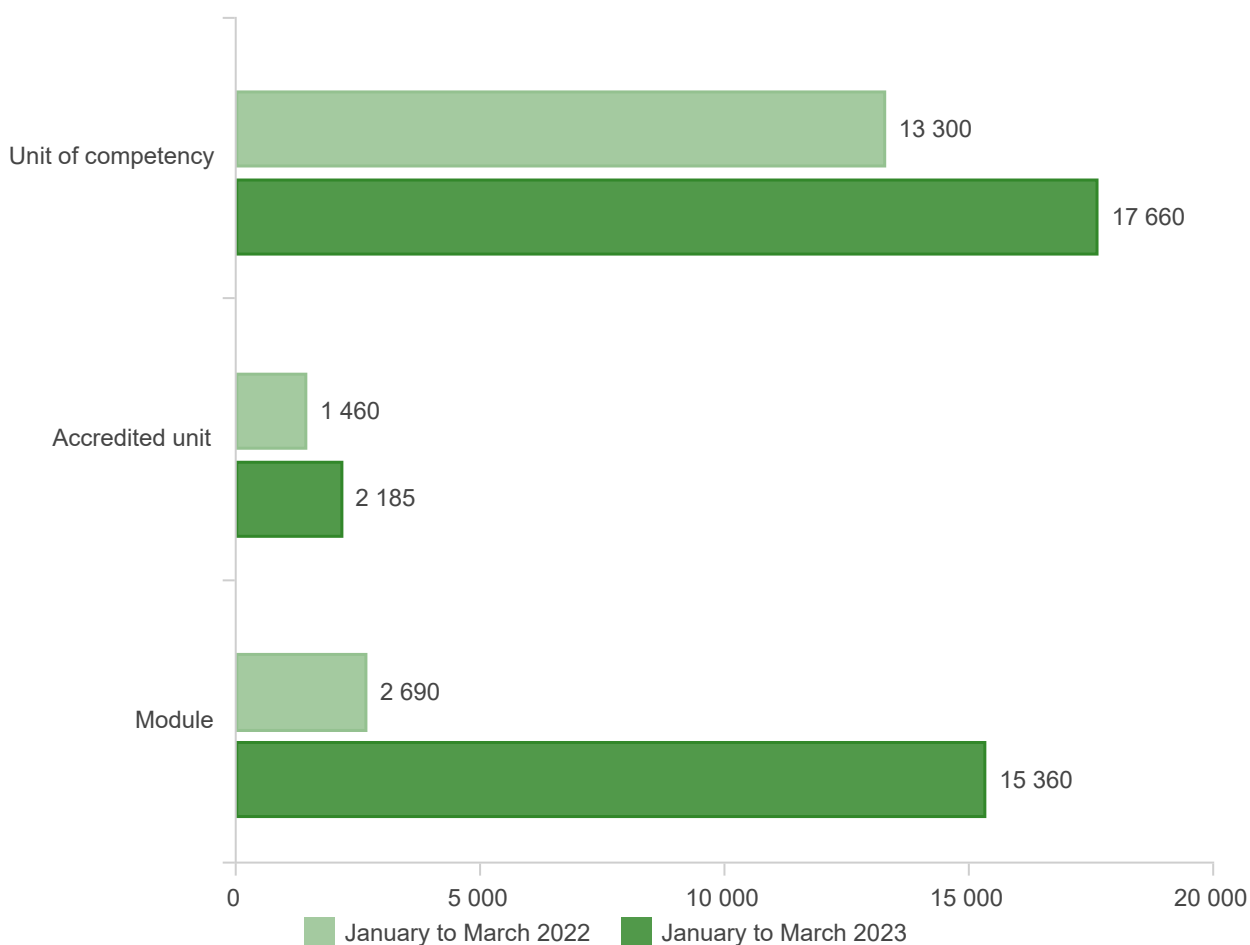
## Subject Enrolments

In the three months ending 31 March 2023, there were 5 182 255 enrolments in government-funded VET subjects in Australia.

Of these, 35 205 (0.7%) were in stand-alone subjects, consisting of:

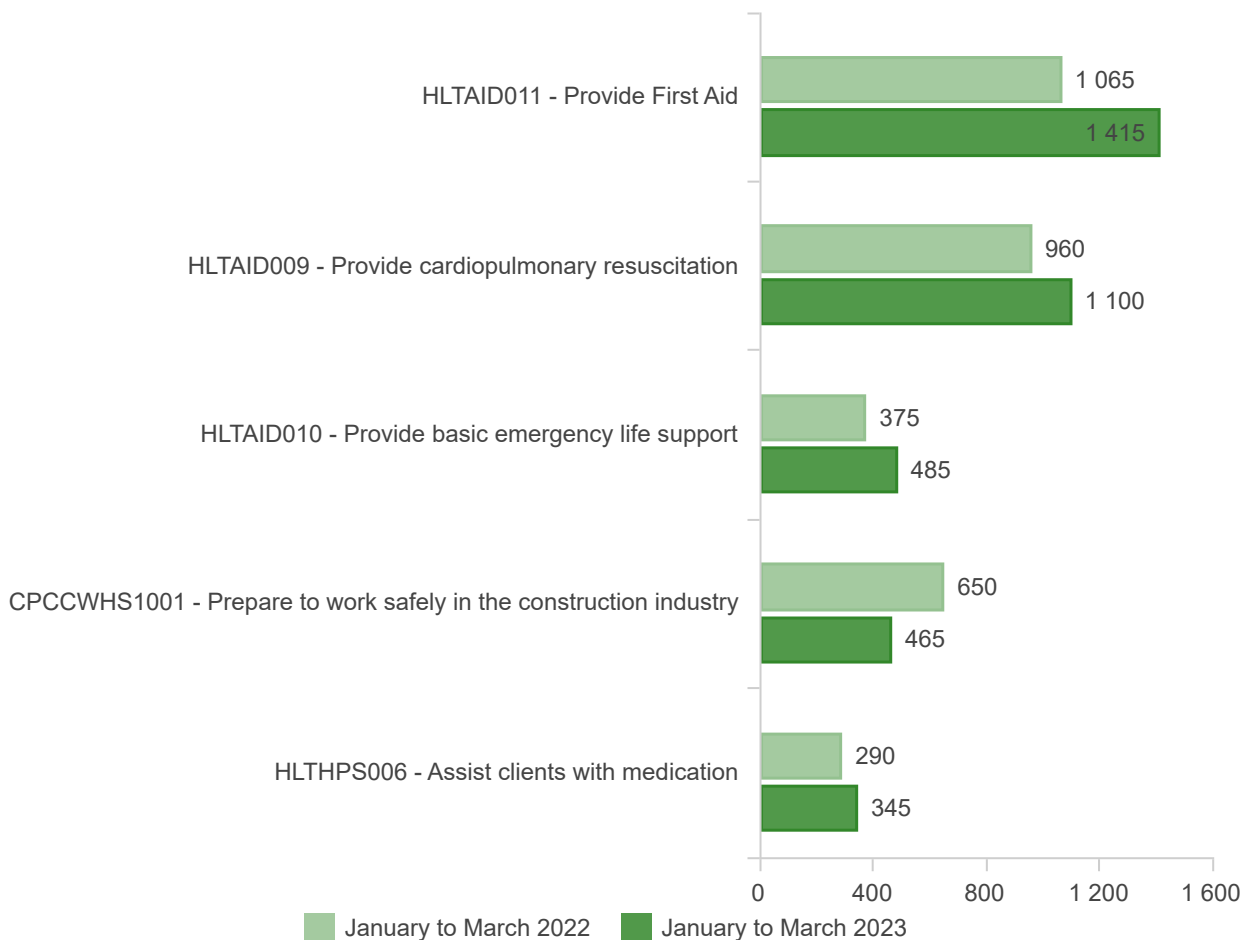
- 19 845 stand-alone nationally recognised subjects, which are comprised of units of competency and accredited units
- 15 360 stand-alone non-nationally recognised subjects, which are modules.

**Figure 8 Government-funded stand-alone subject enrolments by subject type, January to March 2022 and 2023, Australia**



Note: Data for modules are based on stand-alone non-nationally recognised subject enrolments.

**Figure 9 Top five units of competency by number of government-funded stand-alone subject enrolments, January to March 2022 and 2023, Australia**



© Commonwealth of Australia, 2023



For details and exceptions visit the [NCVER Portal](#).

This document should be attributed as NCVET 2023, *Government-funded students and courses - January to March 2023*, NCVET, Adelaide.

This work has been produced by NCVET on behalf of the Australian Government, and state and territory governments, with funding provided through the Australian Government Department of Employment and Workplace Relations.

The views and opinions expressed in this document are those of NCVET and do not necessarily reflect the views of the Australian Government or state and territory governments.

ISSN 2205-4391  
TD/TNC 153.01

Published by NCVET, ABN 87 007 967 311