

Australian vocational education and training statistics

Government-funded students and courses - January to September 2022

National Centre for Vocational Education Research



Highlights

In the first nine months to 30 September 2022, 1 055 585 students were enrolled in government-funded vocational education and training (VET) in Australia. They included:

- 1 026 450 students enrolled in nationally recognised training
- 52 200 students enrolled in non-nationally recognised training.

There were 1 245 845 government-funded program enrolments in Australia comprised of:

- 90.2% in nationally recognised programs
 - 84.5% were in qualifications
 - 5.6% were in training package skill sets and accredited courses
- 6.9% in locally developed programs
- 2.9% in non-nationally recognised programs.

Of the 84.5% of government-funded program enrolments in Australia in nationally recognised qualifications:

- 77.3% were in training package qualifications
- 7.2% were in accredited qualifications.

In the first nine months to 30 September 2022, there were 1 052 985 government-funded nationally recognised qualification enrolments in Australia. The most popular level of education was Certificate III (527 285 or 50.1%), followed by Certificate IV (210 635 or 20.0%).

Students

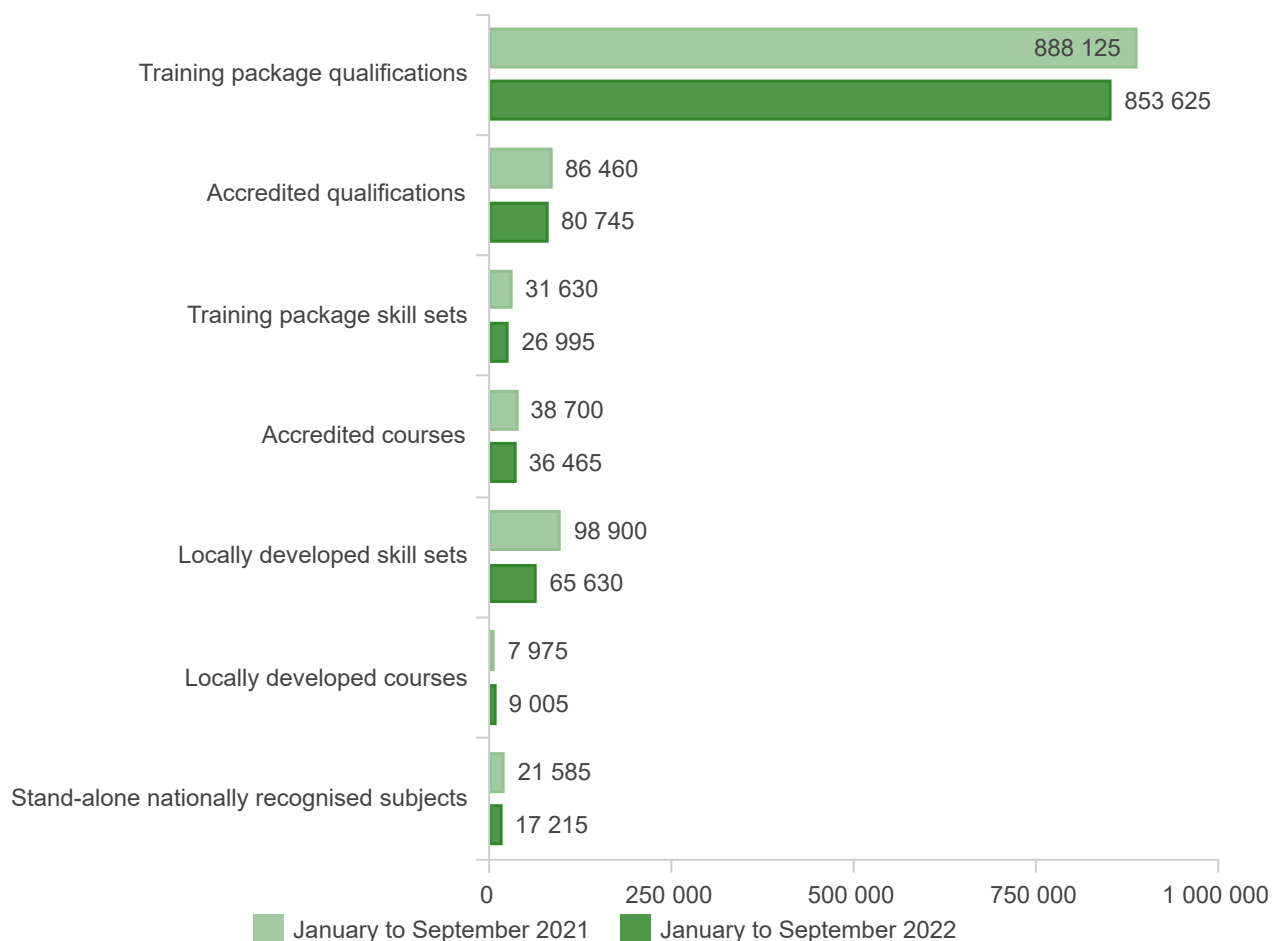
In the first nine months to 30 September 2022, 1 055 585 students were enrolled in government-funded VET in Australia, a decrease of 6.1% from the same period in 2021.

1 026 450 government-funded students were enrolled in nationally recognised VET, consisting of:

- training package qualifications (853 625 students or 83.2%)
- accredited qualifications (80 745 students or 7.9%)
- training package skill sets (26 995 students or 2.6%)
- accredited courses (36 465 students or 3.6%)
- locally developed skill sets and courses comprised of at least one nationally recognised subject (74 520 students or 7.3%)
- stand-alone nationally recognised subjects (17 215 students or 1.7%).

Note that some students enrolled in one or more programs, others in stand-alone subjects, and some in a combination of both.

Figure 1 Government-funded students enrolled in nationally recognised VET by type of training, January to September 2021 and 2022, Australia



Note: The sum of students will not add to the January to September 2022 total (1 026 450) for Australia as a student may have enrolled in multiple programs and/or subjects in the reporting period.

In the first nine months to 30 September 2022, 52 200 students were enrolled in non-nationally recognised VET, consisting of:

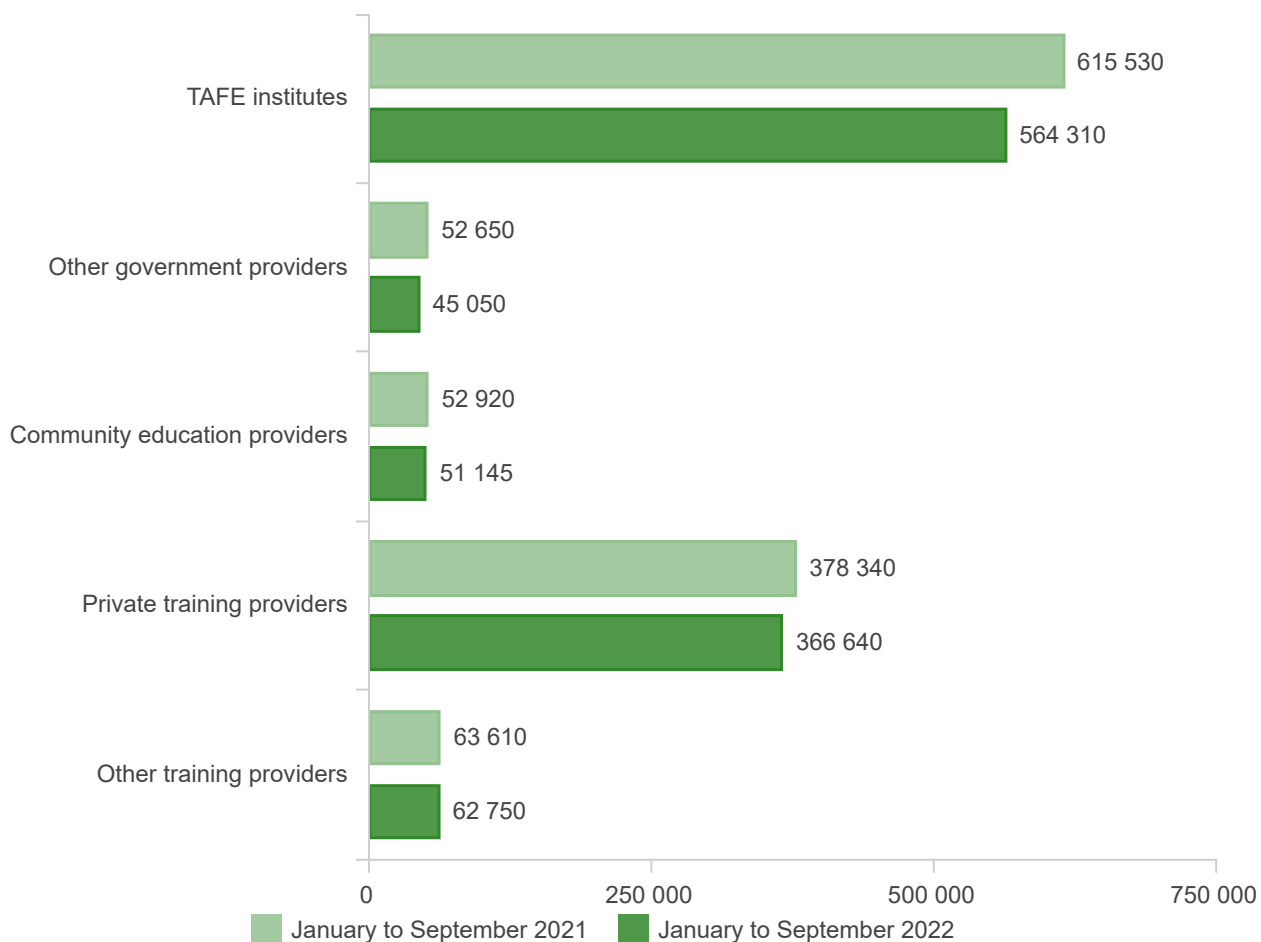
- non-nationally recognised programs (31 400 students)
- higher education qualifications (115 students)
- stand-alone non-nationally recognised subjects (20 770 students).

Students by training providers

Of the 1 055 585 students enrolled in government-funded VET in Australia:

- 564 310 or 53.5% were enrolled at TAFE institutes (down 8.3% from January to September 2021)
- 45 050 or 4.3% at other government providers (down 14.4%)
- 51 145 or 4.8% at community education providers (down 3.3%)
- 366 640 or 34.7% at private training providers (down 3.1%)
- 62 750 or 5.9% at other training providers (down 1.4%).

Figure 2 Government-funded students by provider reporting type, January to September 2021 and 2022, Australia



Note: The sum of students will not add to the January to September 2022 total (1 055 585) for Australia as a student may have enrolled in multiple provider types in the reporting period.

Other training providers includes TAFE institutes undertaking training outside of their head office state or territory.

Provider reporting type

In the first nine months to 30 September 2022, 1420 training providers delivered government-funded VET across Australia. Table 1 provides a breakdown of these providers by their assigned provider reporting type classification.

Table 1 Provider reporting type, January to September 2018 to 2022, Australia

Provider reporting type	2018	2019	2020	2021	2022
TAFE institutes	35	25	24	24	24
Other government providers	10	10	10	10	10
Community education providers	350	335	307	304	283
Private training providers	1 086	1 000	947	948	937
Other training providers	267	245	236	226	217
Total	1 693	1 564	1 473	1 460	1 420

Note: The total is a distinct count of training providers that submitted data through the state training authorities. Some training providers deliver VET in more than one state or territory and may be classified against multiple provider reporting type classifications, but only counted once in the total.

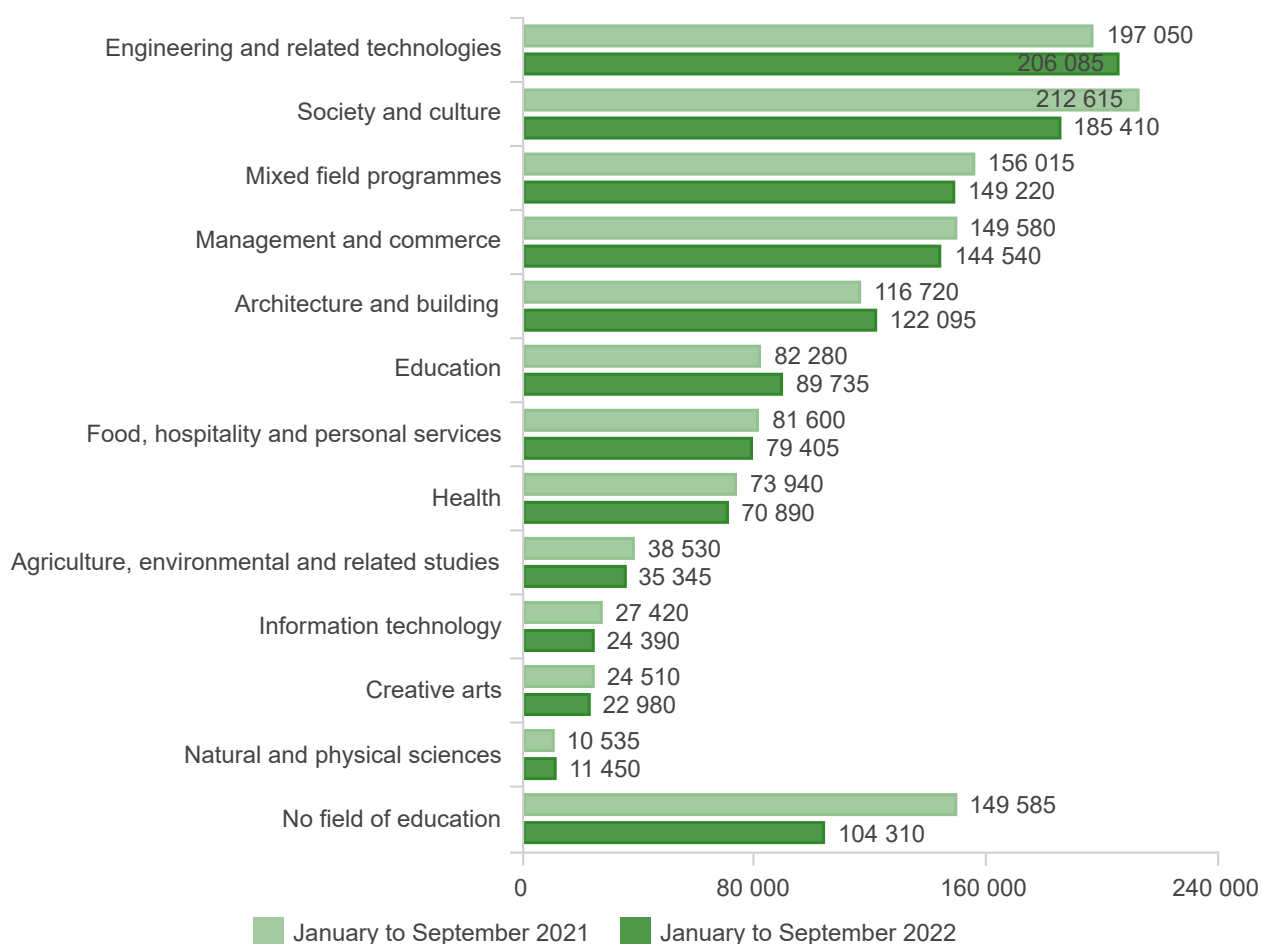
Program enrolments

In the first nine months to 30 September 2022, there were 1 245 845 government-funded program enrolments in Australia, a decrease of 5.6% from the same period in 2021. Of these:

- 84.5% were in qualifications, including training package qualifications (77.3%) and accredited qualifications (7.2%)
- 5.6% were in training package skill sets and accredited courses
- 6.9% were in locally developed programs comprised of at least one nationally recognised subject
- 2.9% were in non-nationally recognised programs.

In the first nine months to 30 September 2022, the most popular field of education was Engineering and related technologies (206 085 or 16.5%), followed by Society and culture (185 410 or 14.9%).

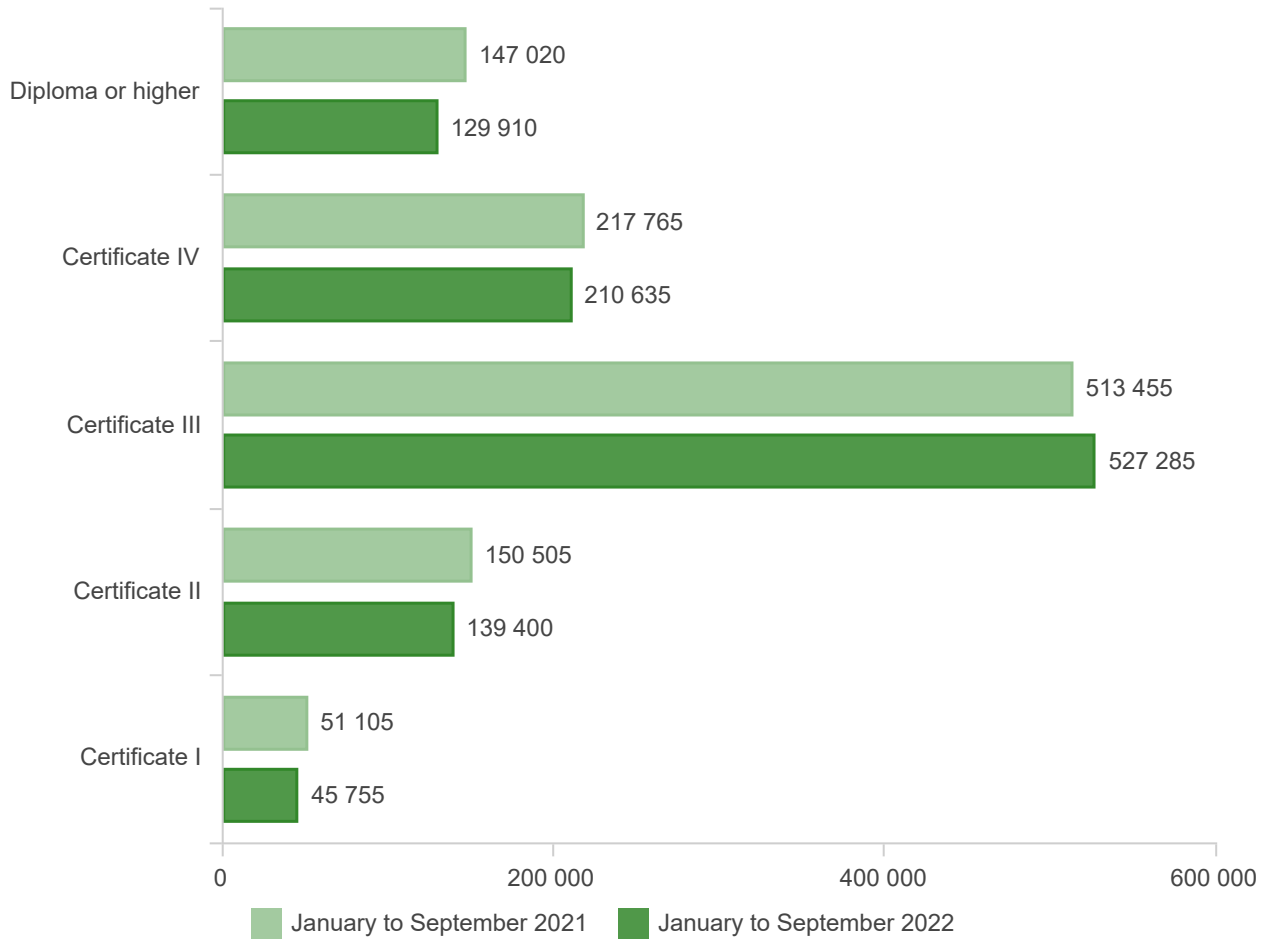
Figure 3 Government-funded program enrolments by field of education, January to September 2021 and 2022, Australia



Note: Enrolments in skill sets are reported with a field of education as No field of Education.

In the first nine months to 30 September 2022, there were 1 052 985 government-funded nationally recognised qualification enrolments in Australia (down 2.5% from the same period in 2021). The most popular level of education was Certificate III (527 285 or 50.1%), followed by Certificate IV (210 635 or 20.0%).

Figure 4 Government-funded nationally recognised qualification enrolments by level of education, January to September 2021 and 2022, Australia



Note: Data in the figure above are based on training package qualifications and accredited qualifications only. Other programs such as training package skill sets and accredited courses are excluded.

Full-year training equivalents (FYTEs)

In the first nine months to 30 September 2022, there were 303 255 FYTEs in government-funded nationally recognised VET in Australia. The majority of these were within Training package qualifications (268 360 or 88.5%), followed by Accredited qualifications (19 885 or 6.6%).

Figure 5 Government-funded FYTEs by nationally recognised type of training, January to September 2021 and 2022, Australia

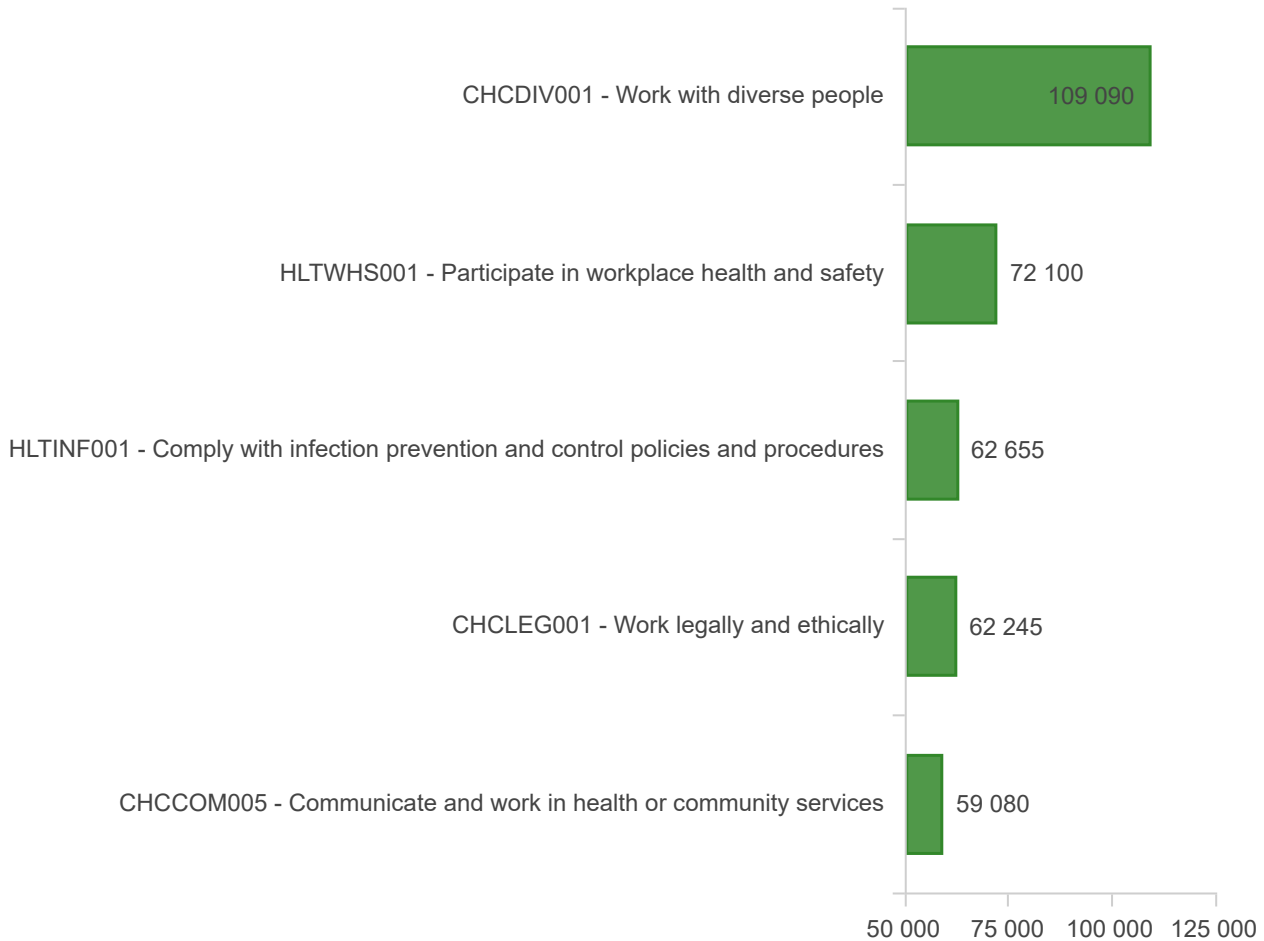


There were 4875 FYTEs in government-funded non-nationally recognised VET in Australia.

Subject Enrolments

In the first nine months to 30 September 2022, government-funded VET students in Australia were enrolled in 8 733 235 subjects, a decrease of 4.6% from the same period in 2021. The majority of these were in units of competency (8 050 625 or 92.2%).

Figure 6 Top 5 Government-funded units of competency by subject enrolments, January to September 2022, Australia



Note: Data in the figure above are based on units of competency only. Training activity for accredited units is excluded.

© Commonwealth of Australia, 2023



For details and exceptions visit the [NCVER Portal](#).

This document should be attributed as NCVET 2023, *Government-funded students and courses - January to September 2022*, NCVET, Adelaide.

This work has been produced by NCVET on behalf of the Australian Government, and state and territory governments, with funding provided through the Australian Government Department of Employment and Workplace Relations.

The views and opinions expressed in this document are those of NCVET and do not necessarily reflect the views of the Australian Government or state and territory governments.

ISSN 2205-4391

TD/TNC 151.01

Published by NCVET, ABN 87 007 967 311